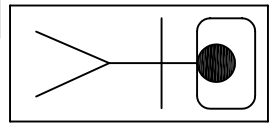
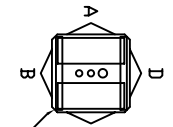


- NOTES:
- ① JUNCTION BOXES: J1--NORMAL POWER, J2--EMER. POWER, J3--NURSE CALL/CODE BLUE/TELEPHONE.
 - ② GAS PIPING: TYPE L COPPERTUBING, OXYGEN AND AIR--1/2" I.D., VACUUM--3/4" I.D.
 - ③ PANEL COLOR: POWDER COATED FINISH THAT MATCHES FORMICA #923 'SURF'.
 - ④ CONDUIT: C1--MONITOR (1-1/4")

*24" OR MORE RECOMMENDED 18" MINIMUM



TYPICAL OVERHEAD VIEW NOT TO SCALE



VTT
1 EA. CORNER
TYPICAL OF 4

HIGH ACUITY
-- REQ'D -- AS SHOWN
-- OPPOSITE

MODULAR SERVICES COMPANY 109 N. E. 38TH STREET OKLAHOMA CITY, OK. 73105

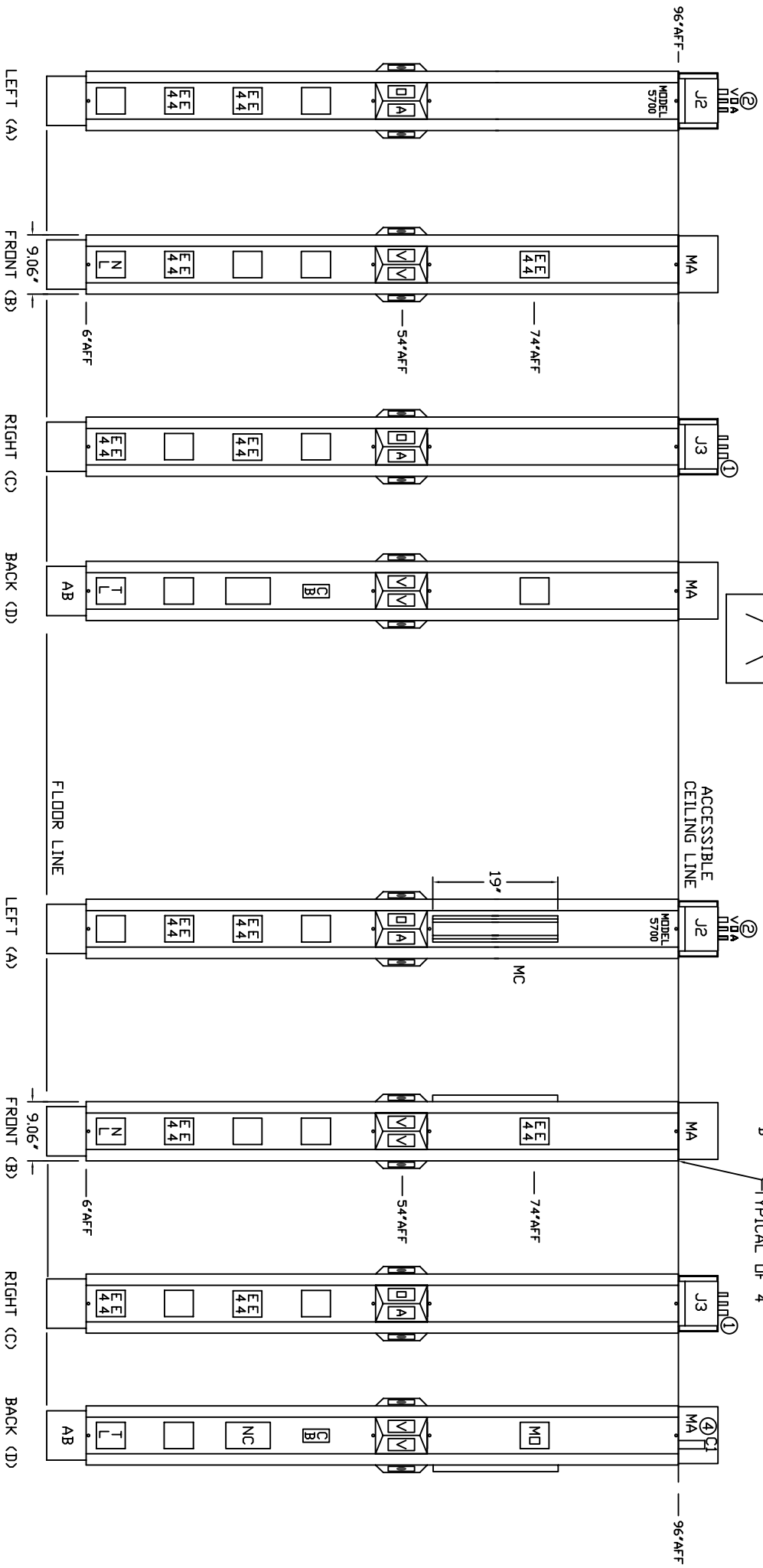
PROJECT

REVISED

OPEN ACCESS TOWER™
MODEL 5700
TWIN TOWER CONFIGURATION

SCALE: 1" = 1'

DATE: 03/21/05 DRAWN BY: DRAWING # PB-170



*AFF (ABOVE FINISHED FLOOR)

