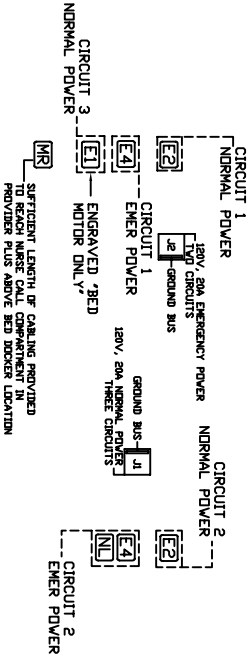
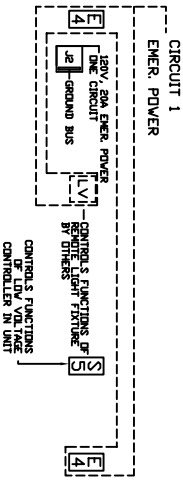



- NOTES:
- JUNCTION BOXES: J1--NORMAL POWER, J2--EMER. POWER, J3--NURSE CALL/TELEPHONE/MULTI PIN.
 - GAS PIPING: TYPE L COPPERTUBING, OXYGEN & AIR--1/2" I.D., VAC--3/4" I.D.
 - PANEL LAMINATE COLOR: TO BE DETERMINED. ALUMINUM SURFACES HAVE A POWDER COATED FINISH TO MATCH FORMICA #923 'SURF'.
 - KYDEX COVER ON BED DOCKER TO MATCH FORMICA #923 'SURF'.
 - ENDCAPS ADD A TOTAL OF 3/4" ONTO TOTAL LENGTH.



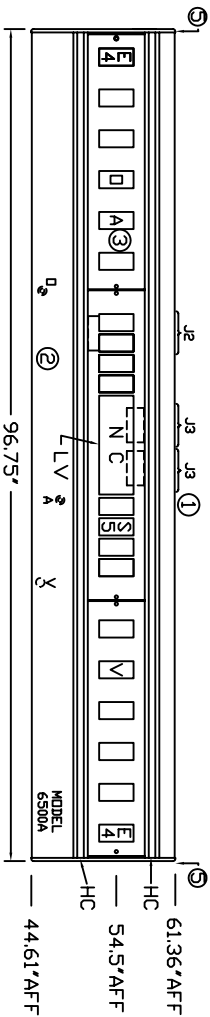
WIRING DIAGRAM
GROUND WIRING TO BE #10
GREEN STRANDED COPPER

CEILING LINE

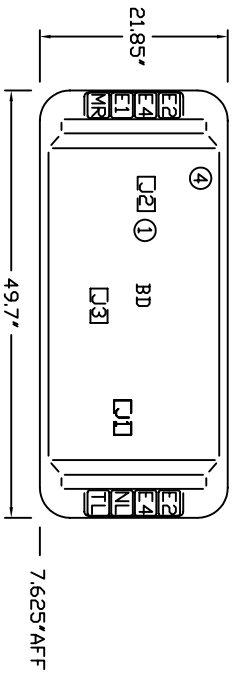


96" AFF

ROUGH-IN TEMPLATES ARE INCLUDED WITH THESE UNITS
SEE INSTALLATION INSTRUCTIONS FOR MORE INFORMATION

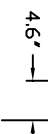


3.98" ENDCAP DEPTH



7.625" AFF

FLOOR LINE



*AFF (ABOVE FINISHED FLOOR)

MODULAR SERVICES COMPANY 109 N. E. 38TH STREET OKLAHOMA CITY, OK. 73105		REVISED
PROJECT	PROVIDER PLUSTM SINGLE TIER W/DOCKER MODEL 6500A	SCALE: 1" = 1' DATE: 03/21/05 DRAWN BY: PB-144

LDW ACUTTY
-- REQ'D -- AS SHOWN
-- OPPOSITE

