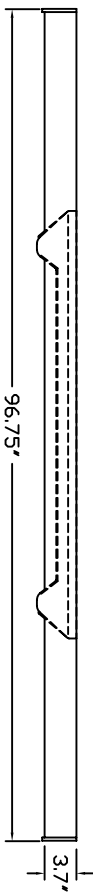
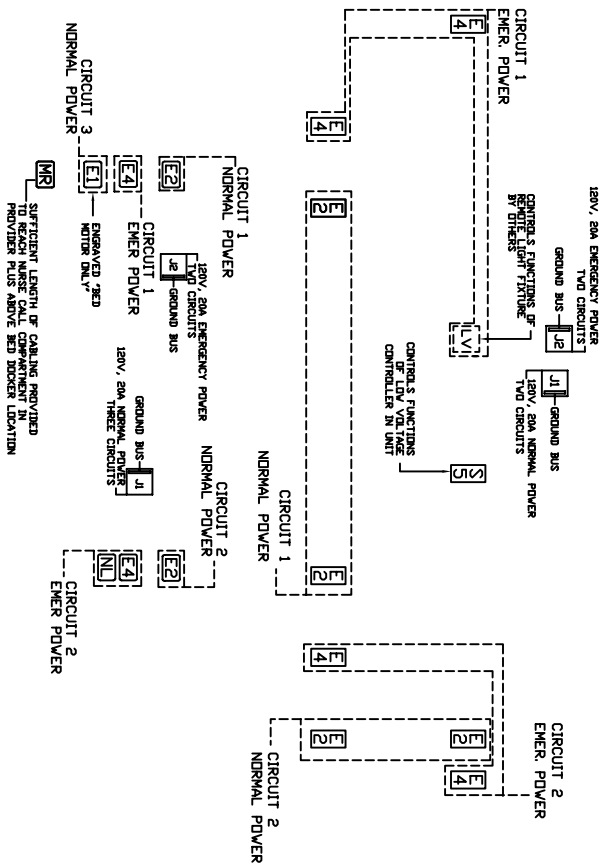


NOTES:

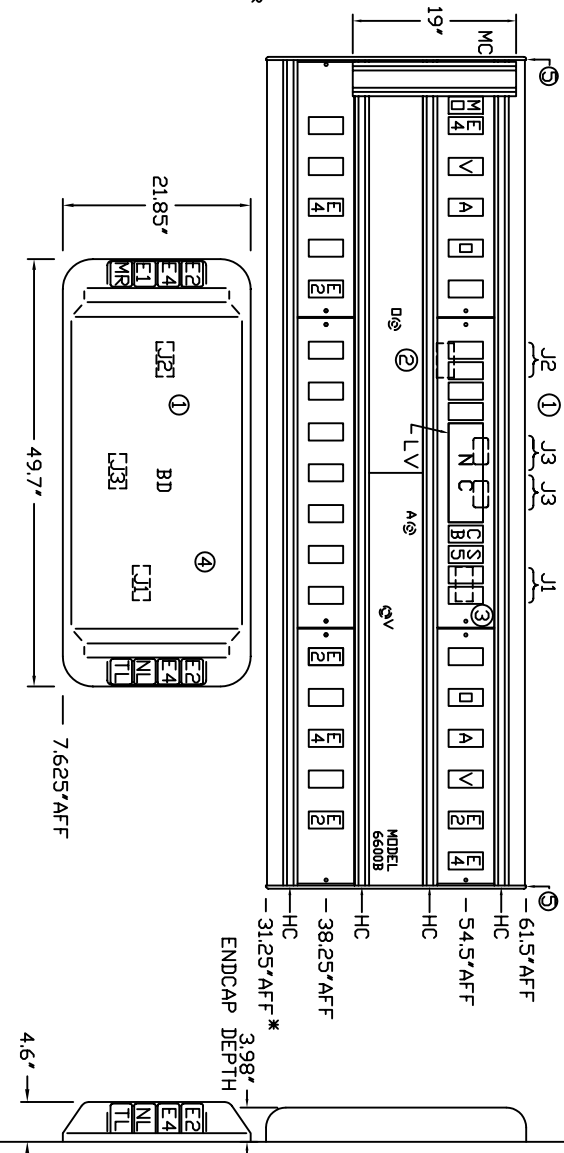
- ① JUNCTION BOXES: J1--NORMAL POWER, J2--EMERGENCY POWER, J3--NURSE CALL/TELEPHONE/MULTI PIN/CODE BLUE.
- ② GAS PIPING: TYPE L COPPERTUBING; OXYGEN & AIR--1/2" I.D., VAC--3/4" I.D.
- ③ PANEL LAMINATE COLOR: TO BE DETERMINED. ALUMINUM SURFACES TO HAVE A POWDER COATED FINISH TO MATCH FORMICA #923 'SURF'.
- ④ KYDEX COVER ON BED DOCKER TO MATCH FORMICA #923 'SURF'.
- ⑤ ENDCAPS ADD A TOTAL OF 3/4" ONTO TOTAL LENGTH.

WIRING DIAGRAM  
GROUND WIRING TO BE #10  
GREEN STRANDED COPPER



CEILING LINE 96.75" AFF

ROUGH-IN TEMPLATES ARE INCLUDED WITH THESE UNITS  
SEE INSTALLATION INSTRUCTIONS FOR MORE INFORMATION



 <b>MODULAR SERVICES COMPANY</b> 109 N. E. 38TH STREET OKLAHOMA CITY, OK 73105	PROJECT	REVISED	PROVIDER PLUS™ TWO TIER W/DOCKER MODEL 6600B
	SCALE: 1" = 1' DATE: 03/21/05 DRAWN BY: PB-171	MEDIUM ACUITY	AS SHOWN OPPOSITE

