



MODULAR
SERVICES COMPANY

SPECIFICATIONS

RIGID-LITE CEILING SERVICE COLUMN

Model 8100—Stainless Steel

Model 8100PC—Epoxy Powder Coat Finish

The Rigid-Lite ceiling column consists of a 13-1/2" x 13-1/2" square column. The length of the column is determined by the finished ceiling height. The unit is complete with a removable access panel and stainless steel ceiling collar.

The column is supported by a heavy-gauge steel mounting plate which is attached to the structural ceiling by means of four 3/4" threaded rods.

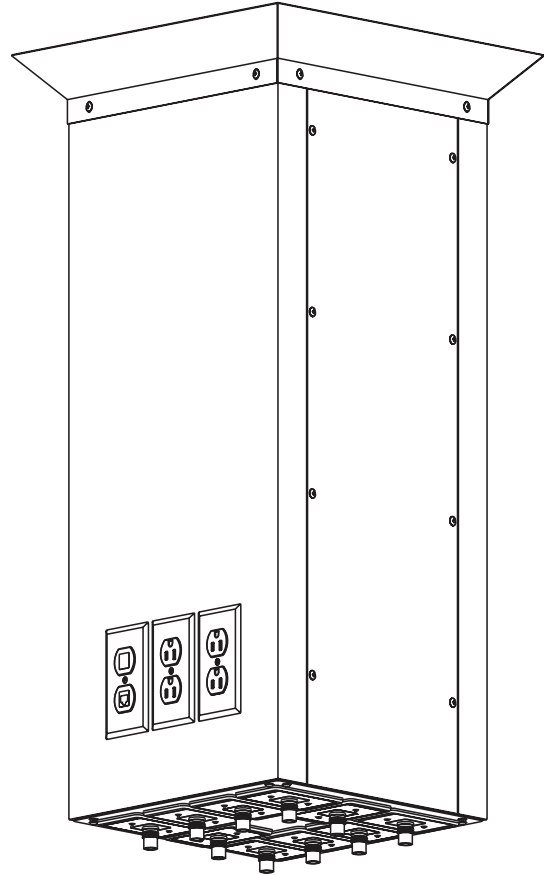
The shroud is made of 16-gauge 304 stainless steel with a #4 satin finish and includes a full-length access panel. All required surface fasteners are stainless steel.

The Rigid-Lite ceiling column is also available in an epoxy powder coated finish to match RAL9002-TX.

The medical gas piping terminates as blank capped ends 8" above the ceiling. All devices are factory installed. Units are pre-wired with sufficient wiring and conduit above the column for connection to junction boxes at the top of the unit.

The column accommodates up to ten gas service outlets in any desired sequence on the face or bottom of the unit. Electrical outlets can be added on three sides of the column. Any combination of ground jacks, computer outlets, communication devices, slides and IV hooks can also be mounted on the three side panels.

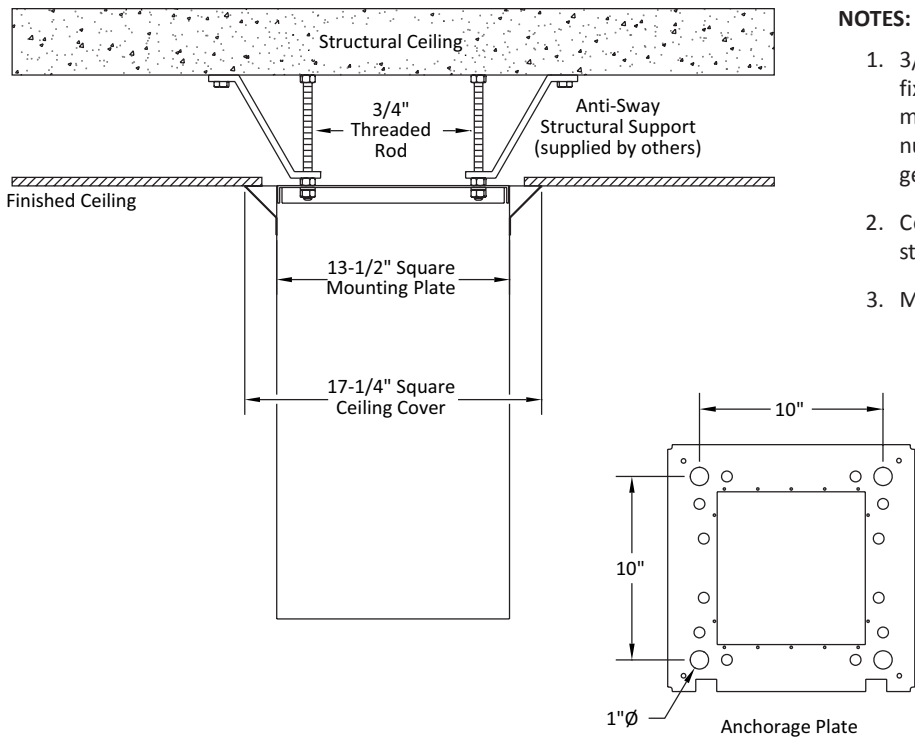
Modular Services products comply with NFPA 99.



PROJECT

FEATURES

- The Rigid-Lite ceiling column provides an efficient method of supplying gas and electrical services in surgery or special care areas. The ceiling column eliminates hose and cable clutter on the floor.
- For use in anesthetizing locations, the gas outlets are bottom-mounted. Units for specialized care areas have side-mounted outlets to facilitate the use of secondary equipment.



- NOTES:**
1. 3/4" support rods located for total support of fixture (minimum 400 lb. load). All labor and materials for support fabrication, including nuts and washers for installation, supplied by general contractor.
 2. Contractor has final responsibility for the strength and stability of the mounting structure.
 3. Mounting structure supplied by others.

SERVICE LOCATIONS

Ordering Information:

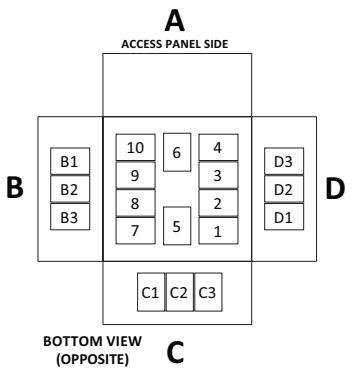
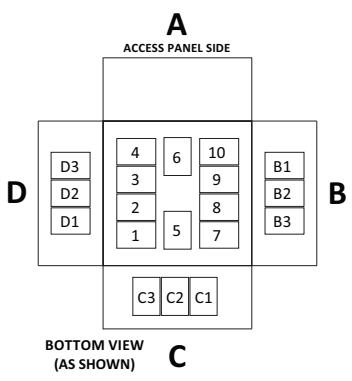
Ceiling columns are custom manufactured to customers specifications. The drawings (right) indicate the possible locations of services. Select the services desired and fill in the appropriate position number or letter (B1-D3 or 1-10) in the accessory charts below.

A total of 19 services may be installed for an NFPA column.
 Modular Services requires a signed, approved submittal before fabrication will begin.

Specify Model #: 8100 8100PC
 Number of units: _____ As shown: _____ Opposite: _____

Specify Ceiling Height: 9'-0" 9'-6" 10'-0"

Positions 1-10 = Medical Gas Outlets
 Positions B1-D3 = Electrical and/or Communication Devices



| Component | Location |
|----------------------|----------|
| Oxygen | |
| Medical Air | |
| Vacuum | |
| Nitrogen (DISS only) | |
| Nitrous Oxide | |
| Evacuation | |
| Carbon Dioxide | |
| Blank | |

| Component | Location |
|---|----------|
| Duplex Receptacle H.G. 20A, 125V RED <input type="checkbox"/> IVORY <input type="checkbox"/> | |
| Duplex Receptacle H.G. 15A, 125V RED <input type="checkbox"/> IVORY <input type="checkbox"/> | |
| Simplex Receptacle H.G. 20A, 125V RED <input type="checkbox"/> IVORY <input type="checkbox"/> | |
| Simplex Receptacle H.G. 15A, 125V RED <input type="checkbox"/> IVORY <input type="checkbox"/> | |
| Twist-lock Receptacle, Hospital Grade, 23000HG, Hubbell | |
| IV Hook, Duplex only | |
| Nitrogen Control Panel (takes one complete side) | |
| Vacuum Bottle Slide Holder | |
| Blank for future use | |



Modular Services Company
 109 NE 38th St. • Oklahoma City, OK 73105
 Tel: 800.687.0938 • Fax: 405.528.0368
 www.headwalls.com • info@headwalls.com